

**// SCALDASALVIETTE AD ACQUA**

**// WATER HEATED TOWEL RAIL // ПОЛОТЕНЦЕСУШИТЕЛЬ ВОДЯНОЙ**

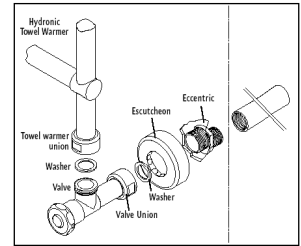
DA COLLEGARSI ALL'IMPIANTO DI RISCALDAMENTO  
TO BE CONNECTED TO THE HEATING SYSTEM  
Для подключения к системе ГВС или отоплению

Per  $\Delta T$  diversi da 50°C utilizzare la formula:  $Q=Q_n (\Delta T/50)^n$   
For  $\Delta T$  different from 50°C use the formula:  $Q=Q_n (\Delta T/50)^n$

Pressione di collaudo in laboratorio 15 Bar  
Testing pressure in laboratory 15 bars  
Испытательное давление в лаборатории - 15 бар.


$$\text{Watt} = \text{Kcal/h} \div 0,860$$

$$\text{Kcal/h} = \text{Watt} \times 0,860$$



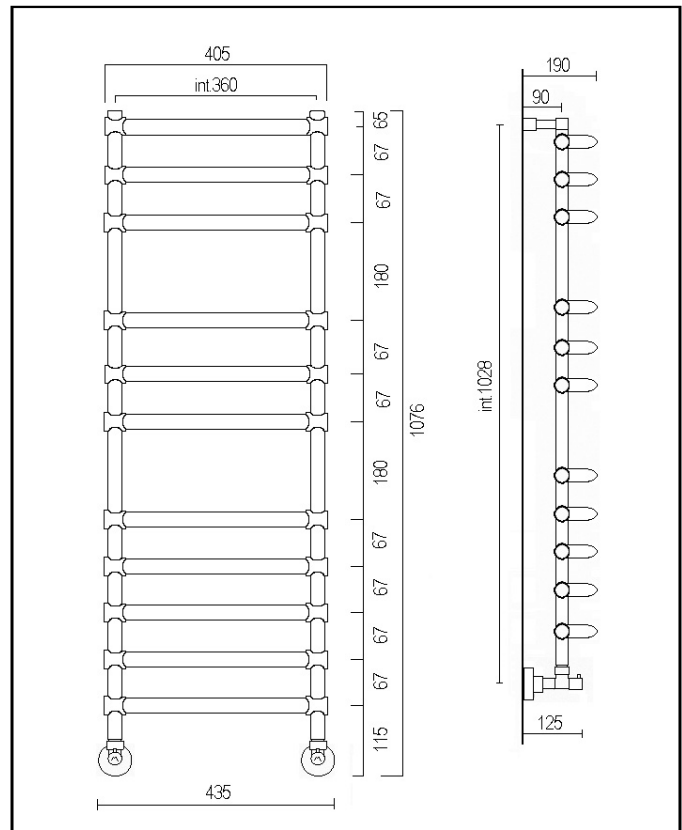
Pressione di collaudo standard 8 Bar  
Standard testing pressure 8 bars  
Стандартное испытательное давление - 8 бар.

Pressione di esercizio massima 6 Bar  
Maximal working pressure 6 bar  
Максимальное рабочее давление - 6 бар.



Mensola / Shelf / Полка

Art. 432/M



**// LUNA**

Modello Model	Altezza Height	Larghezza Width	Interasse Con. centre	Watt ( $\Delta T 50^\circ C$ ) Watt ( $\Delta T 50^\circ C$ )	Btu Btu	Peso Weight
434	1076mm	435mm	360mm	351	1197	12,2kg

- Scaldasalviette fisso componibile, in tubo di ottone Ø 25 mm.
- rubinetti M da 1/2" (con eccentrico) interasse per attacchi a muro: 360 mm.
- altezza modulo aggiuntivo: 67/180 mm. (XC/YC)
- **Possibile installazione angolare**
- Mensola scaldata applicabile a richiesta
- kit doppio funzionamento (acqua calda/elettricità) a richiesta

- Fixed modular heated towel rail in Ø 25 mm. brass tube
- 1/2" M taps (with eccentric), distance between hole centres
- for wall mounting: 360 mm.
- additional module height: 67/180 mm. (XC/YC)
- **Possible angular mounting position**
- Heating shelf applicable on request
- Combined fuel (hot water/electricity) kit on request

Полотенцесушитель модульный водяной из латунной трубы Ø 25мм, подключение- 1/2" внешняя резьба(с эксцентриком), расстояние между центрами отверстий крепления к стене - 360 мм  
Высота дополнительного модуля - 67 / 180мм  
Модуль комбинированного нагрева (горячая вода,электричество) - по запросу  
Полотенцесушитель имеют вогнутую форму

Le misure si intendono indicative e devono essere verificate in sede di installazione. I dati tecnici riportati nella presente documentazione non sono impegnativi. MARGAROLI SRL si riserva di apportare in qualsiasi momento tutte le modifiche ritenute necessarie per il miglioramento del prodotto.  
The measures showed are indicative and must be verified before installation. Technical data shown in this booklet are not binding. MARGAROLI SRL shall have the right to introduce at any whatever modifications deemed necessary to the improvement of the product.